




Product Parameter

In ut	AC90-130 / A C85-265 50H -60H
Texture	AL PMMA
CCT	3000 4000 5000
CRI	80Ra P > 0.9
Warrant	5 ear

Lens options for different light output.



Seiation

Model	LED	Watt	CCT(K) Lumiouons(lm)			Angle	CRI	Finished	Size(mm)	Cutout(mm)	Installation	IP rated
			3000K	4000K	5000K							
LBT-052-1	OSRAM 3030 CREE 3535	2W	150lm	160lm	170lm	15° 30° 45°	Ra>80	White Trim Bla Trim Sil er Trim	45x45x49	37x37	Re e ed	IP 44
LBT-052-2	OSRAM 3030 CREE 3535	4W	300lm	320lm	340lm	15° 30° 45°	Ra>80		75x45x49	68x37	Re e ed	IP 44
LBT-052-5	OSRAM 3030 CREE 3535	10W	750lm	800lm	850lm	15° 30° 45°	Ra>80		147x45x49	140x37	Re e ed	IP 44
LBT-052-10	OSRAM 3030 CREE 3535	20W	1500lm	1600lm	1700lm	15° 30° 45°	Ra>80		280x45x49	273x37	Re e ed	IP 44
LBT-052-15	OSRAM 3030 CREE 3535	30W	2250lm	2400lm	2550lm	15° 30° 45°	Ra>80		421 7x45x49	405x37	Re e ed	IP 44



Produt arameter

In ut	AC90-130 / AC85-265 50H -60H
Texture	AL PMMA
CCT	3000 4000 5000
CRI	80Ra P > 0.9
Warrant	5 ear

Lens options for different light output.



Seiation

Model	LED	Watt	CCT(K) Lumiouons(lm)			Angle	CRI	Finished	Size(mm)	Cutout(mm)	Installation	IP rated
			3000K	4000K	5000K							
LBT-SD 10-1	OSRAM 3030 CREE 3535	20W	1500lm	1600lm	1700lm	15° 30° 45°	Ra>80	White Trim Bla Trim Sil er Trim	311x104x96	295x90	Re e ed	IP 44
LBT-SD 15-1	OSRAM 3030 CREE 3535	30W	2250lm	2400lm	2550lm	15° 30° 45°	Ra>80		444x105x96	425x90	Re e ed	IP 44
LBT-SD 10-2	OSRAM 3030 CREE 3535	40W	3200lm	3400lm	3600lm	15° 30° 45°	Ra>80		311x159x96	295x145	Re e ed	IP 44
LBT-SD 15-2	OSRAM 3030 CREE 3535	60W	4800lm	5100lm	5400lm	15° 30° 45°	Ra>80		444x159x96	425x145	Re e ed	IP 44
LBT-052A-5	OSRAM 3030	10W	750lm	800lm	850lm	80x100 - 20°	Ra>80		147x45x49	140x37	Re e ed	IP 44
LBT-052A-10	OSRAM 3030	20W	1500lm	1600lm	1700lm	80x100 - 20°	Ra>80		280x45x49	273x37	Re e ed	IP 44
LBT-052A-15	OSRAM 3030	30W	2250lm	2400lm	2550lm	80x100 - 20°	Ra>80		412 7x45x49	405x37	Re e ed	IP 44



LBT-3470-1200



LBT-3470-05



LBT-3470-10




LBT-3470-15

Product Parameter

In ut	AC90-130 / A 50H -60H	C85-265
Texture	AL PMMA	
CCT	3000	4000 5000
CRI	80Ra P >0.9	
Warrant	5 ear	

Lens options for different light output.



Seiation

Model	LED	Watt	CCT(K) Lumious(lm)			Angle	CRI	Finished	Size(mm)	Installation	IP rated
			3000K	4000K	5000K						
LBT-3470-05	OSRAM 3030	10W	750lm	800lm	850lm	15° 30° 45°	Ra>80	White Trim Bla Trim Sil er Trim	136 5x34x70	Sur a e mount	IP 44
LBT-3470-10	OSRAM 3030	20W	1500lm	1600lm	1700lm	15° 30° 45°	Ra>80		269x34x70	Sur a e mount	IP 44
LBT-3470-15	OSRAM 3030	30W	2250lm	2400lm	2550lm	15° 30° 45°	Ra>80		402x34x70	Sur a e mount	IP 44
LBT-3470-1200	OSRAM 3030	40W	3200lm	3400lm	3600lm	15° 30° 45°	Ra>80		1200x34x70	Sur a e mount/Pendant	IP 44



LBT-WB-01



LBT-WB-02



LBT-B-05



LBT-WB-10



LBT-WB-15



LBT-70-01



LBT-70-02


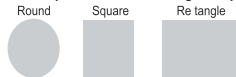


LBT-70-03

Produt arameter

In ut	AC90-130 / AC85-265
Texture	AL PMMA
CCT	3000 4000 5000
CRI	80Ra P >0.9
Warrant	5 ear

Lens options for different light output.



Seiation

Model	LED	Watt	CCT(K) Lumious(lm)			Angle	CRI	Finished	Size(mm)	Cutout(mm)	Installation	IP rated
			3000K	4000K	5000K							
LBT-WB -01	OSRAM 3030 CREE 3535	2W	150lm	160lm	170lm	15° 30° 45°	Ra>80	White Trim Bla Trim Sil er Trim	41x72x49	42x41	Re e ed	IP 44
LBT-WB -02	OSRAM 3030 CREE 3535	4W	300lm	320lm	340lm	15° 30° 45°	Ra>80		71x72x49	72x41	Re e ed	IP 44
LBT-WB -05	OSRAM 3030 CREE 3535	10W	750lm	800lm	850lm	15° 30° 45°	Ra>80		143x72x49	145x41	Re e ed	IP 44
LBT-WB -10	OSRAM 3030 CREE 3535	20W	1500lm	1600lm	1700lm	15° 30° 45°	Ra>80		276x72x49	277x41	Re e ed	IP 44
LBT-WB -15	OSRAM 3030 CREE 3535	30W	2250lm	2400lm	2550lm	15° 30° 45°	Ra>80		408x72x49	410x41	Re e ed	IP 44
LBT-70-01	CITI EN 1203 CREE 1507	10W	750lm	800lm	850lm	15° 30° 45°	Ra>80		97x97x86	80x80	Re e ed	IP 44
LBT-70-02	CITI EN 1203 CREE 1507	2x10W	1500lm	1600lm	1700lm	15° 30° 45°	Ra>80		166x97x86	150x80	Re e ed	IP 44
LBT-70-03	CITI EN 1203 CREE 1507	3x10W	2250lm	2400lm	2550lm	15° 30° 45°	Ra>80		236x97x86	220x80	Re e ed	IP 44



LED磁吸硬燈條




產品型號	尺寸	顯色指數	LED光源	工作電壓	產品色溫	功率	光通量	使用壽命
OY-CX08-255	255*14*10mm	80-95	SMD2835 (晶元芯片)	DC12V/24V	2500K-10000K	3.5W	300lm	35000hrs
OY-CX08-355	355*14*10mm	80-95	SMD2835 (晶元芯片)	DC12V/24V	2500K-10000K	4.9W	420lm	35000hrs
OY-CX08-455	455*14*10mm	80-95	SMD2835 (晶元芯片)	DC12V/24V	2500K-10000K	6.3W	540lm	35000hrs
OY-CX08-555	555*14*10mm	80-95	SMD2835 (晶元芯片)	DC12V/24V	2500K-10000K	7.7W	660lm	35000hrs

導電系統硬燈條 (卡扣鎖螺絲)



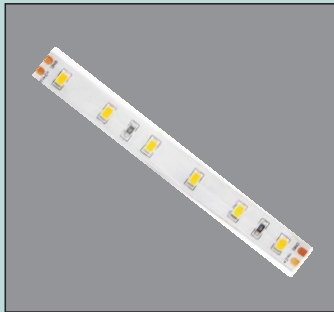
產品型號	尺寸	顯色指數	LED光源	工作電壓	產品色溫	功率	光通量	使用壽命
OY-XT09-255	255*17*9mm	80-95	SMD2835 (晶元芯片)	DC12V/24V	2500K-10000K	3.5W	300lm	35000hrs
OY-XT09-355	355*17*9mm	80-95	SMD2835 (晶元芯片)	DC12V/24V	2500K-10000K	4.9W	420lm	35000hrs
OY-XT09-455	455*17*9mm	80-95	SMD2835 (晶元芯片)	DC12V/24V	2500K-10000K	6.3W	540lm	35000hrs
OY-XT09-555	555*17*9mm	80-95	SMD2835 (晶元芯片)	DC12V/24V	2500K-10000K	7.7W	660lm	35000hrs






HH-S60F010-5050 軟燈帶 (圈裝)
(大功率)

LED Type	電壓	燈珠數	CRI	板寬	功率	長度	色溫	裁剪最小長度	流明值
SMD 5050	24VDC	60LED/M	80+	10mm	14.4W/M	5M/Roll	2700K-7000K	100mm	1050Lm/M
SMD 5050	24VDC	60LED/M	90+	10mm	14.4W/M	5M/Roll	2700K-7000K	100mm	950Lm/M



B60208 軟燈帶 (圈裝)
(小功率)

LED Type	電壓	燈珠數	CRI	板寬	功率	長度	色溫	裁剪最小長度	流明值
SMD 2835	12/24VDC	60LED/M	80+	8mm	13W/M	5M/Roll	2700K-7000K	50mm/100m	1160Lm/M



F60210-RGB 軟燈帶 (圈裝)
紅綠藍可調顏色

LED Type	電壓	燈珠數	顏色	板寬	功率	長度	裁剪最小長度
SMD 5050	12/24VDC	60LED/M	RGB	10mm	14.4W/M	5M/Roll	50mm/100m



J120210-CCT-2in1 軟燈帶 (圈裝)
可調色溫
暖黃2700K至6000K



LED Type	電壓	燈珠數	CRI	板寬	功率	長度	色溫	裁剪最小長度	流明值
SMD 3527	24VDC	120LED/M	80+	10mm	20W/M	5M/Roll	2700K-6000K CCT	50mm/100m	1400Lm/M

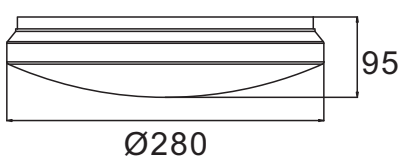


月光燈

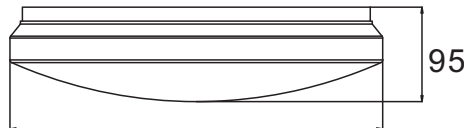
使用範圍：學校、家居、醫院、公共照明、屋苑後樓梯、走廊



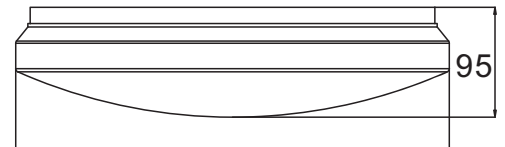
功率/規格	15W (9寸)	18W (12寸)	24W (14寸)
光源	Samsung SMD	Samsung SMD	Samsung SMD
輸入	220~240V	220~240V	220~240V
頻率	50/60Hz	50/60Hz	50/60Hz
色溫	3000K, 4000K, 6000K	3000K, 4000K, 6000K	3000K, 4000K, 6000K
尺寸	Ø280×95mm	Ø330×95mm	Ø375×95mm
顏色	白色	白色	白色
顯色性	Ra>80	Ra>80	Ra>80
發光角度	180°	180°	180°
定價	HKD90.00/Pcs	HKD100.00/Pcs	HKD120.00/Pcs



Ø280



Ø330



Ø375