

**Beyond 60 years**

with a Hong Kong Lighting Legend


超越六十年 一個香港燈飾的傳奇



Since 1958

**WIDEGERM** Lighting Limited

Commercial Lighting & Lighting Components



*Your reliable partner for retail & project lighting*

**(線條燈系列，請點入詳閱，共14頁)**

LED Linear Office Lighting  
2019-2020




## LINE LIGHT SERIES

### 線條燈系列

Material.( 材質 ): Aluminum+PC

Description (描述): Chip : Osram,Driver:

Dark Energy, Warranty:2 years



Item No. (型號)	Size(mm) (尺寸)	Voltage (電壓)	Lumen/W (流明)	Ra. (顯色指數)	W (瓦數)	Color temperature (色溫)
CSXT60050H41-18	600*50*H41	170- 260V 50/60Hz	85W	80-85	18W	3200K/4200K/5800K
CSXT90050H41-27	900*50*H41	170- 260V 50/60Hz	85W	80-85	27W	3200K/4200K/5800K
CSXT118050H41-36	1180*50*H41	170- 260V 50/60Hz	85W	80-85	36W	3200K/4200K/5800K
CSXT60070H41-18	600*70*H41	170- 260V 50/60Hz	85W	80-85	18W	3200K/4200K/5800K
CSXT90070H41-27	900*70*H41	170- 260V 50/60Hz	85W	80-85	27W	3200K/4200K/5800K
CSXT118070H41-36	1180*70*H41	170- 260V 50/60Hz	85W	80-85	36W	3200K/4200K/5800K
CSXT60096H46-18	600*96*H46	170- 260V 50/60Hz	85W	80-85	18W	3200K/4200K/5800K
CSXT90096H46-27	900*96*H46	170- 260V 50/60Hz	85W	80-85	27W	3200K/4200K/5800K
CSXT118096H46-36	1180*96*H46	170- 260V 50/60Hz	85W	80-85	36W	3200K/4200K/5800K



安裝配件展示  
INSTALLATION ACCESSORIES



吊線安裝示範  
SUSPENSION INSTALLATION



1. PUT THE STEEL WIRE THROUGH THE INNER TOOTHNUT AND LOCK THE INNER TOOTHNUT ON THE BUTTON TO FINISH AS SHOWN IN THE FIGURE.  
1. 將螺絲穿過內牙螺母，將內牙螺母鎖在扣子上，完成如圖所示

2. FIX ONE END OF THE SCREW TO THE CEILING AS SHOWN IN THE FIGURE.  
2. 如圖所示，把螺絲一端固定到天花板上

3. AS SHOWN IN THE FIGURE, THE OTHER END IS DIRECTLY CLIPPED TO THE SCREW GROOVE ON THE BACK OF THE LAMP BODY.  
3. 如圖所示，把另一端直接卡在燈體背面螺絲槽上

4. FINAL COMPLETION EFFECT AS SHOWN  
4. 最後完成效果如圖所示

吸頂安裝示範  
CEILING MOUNTING



INSTALLATION ACCESSORIES 安裝配件展示

1. TAKE OUT THE FITTINGS AS SHOWN AND FIX THEM ON THE WALL OR GYPSUM BOARD.  
1. 取出圖上配件，將其固定在牆體或石膏板上

2. THE LAMP BODY CAN BE DIRECTLY IMPORTED INTO THE CLAMP.  
2. 將燈體直接入口夾扣中即可





## ALUMINUM CELLING LIGHT 吊線燈系列

Material.( 材質 ): Aluminum+PC

Description (描述): Chip : Osram,Driver:

Dark Energy, Warranty:2 years



Item No. (型號)	Size(mm) (尺寸)	Voltage (電壓)	Lumen/W (流明)	Ra. (顯色指數)	W (瓦數)	Color temperature (色溫)
CSDX1170150H62-36	1170*150*H62	170- 260V 50/60Hz	85W	80-85	38W	3200K/4200K/5800K
CSDX1170200H62-45	1170*200*H62	170- 260V 50/60Hz	85W	80-85	45W	3200K/4200K/5800K
CSDX1170270H62-45	1170*270*H62	170- 260V 50/60Hz	85W	80-85	45W	3200K/4200K/5800K
CSDX570570H62-48	570*570*H62	170- 260V 50/60Hz	85W	80-85	48W	3200K/4200K/5800K
CSDX1170570H62-96	1170*570*H62	170- 260V 50/60Hz	85W	80-85	96W	3200K/4200K/5800K



吊線安裝示範  
SUSPENSION INSTALLATION



1.PARTSDISPLAY

1. 配件展示



2. PUT ON THE SUSPENDER AND FIX IT TO THE CEILING  
2. 穿好吊線，固定到天花上



3. CONNECT THE OTHER END TO THE LAMP BODY AS SHOWN IN THE FIGURE.  
3. 將另一端如圖所示接到燈體上



3.THE COMPLETION EFFECT OF THE SUSPENSION IS SHOWN IN THE FIGURE.  
3. 吊線完成效果如圖示



4.ADJUST THE LENGTH OF THE SUSPENSION LINES AS SHOWN.  
4. 如圖調節吊線長度，完成安裝

方通安裝示範  
FANGTONG INSTALLATION



1.PARTSDISPLAY

1. 配件展示



2. INSTALL THE FITTINGS AS SHOWN.  
2. 將配件如圖示安裝



3.FANGTONG INSTALLATION COMPLETES BACK DISPLAY  
3. 方通安裝完成背部展示

吸頂安裝示範  
CEILING MOUNTING



1.PARTSDISPLAY

1. 配件展示



2. FIX THE EXPANSION SCREW TO THE SMALL POX  
2. 將膨脹螺絲把配件固定到天花



3. INSTALLATION CAN BE COMPLETED BY INSERTING THE LAMP BODY AS SHOWN IN THE FIGURE.  
3. 如圖所示穿入燈體即可完成安裝

吊桿安裝示範  
BOOM INSTALLATION



1.PARTSDISPLAY

1. 配件展示



2. SCREW THE CONNECTOR TO FIX THE APPROPRIATE POSITION OF THE HALLWAY LAMP BODY  
2. 將連接器用螺絲固定過道燈體合適位置



3. FIX THE BOOM TO THE CEILING WITH EXPANSION SCREW  
3. 將吊桿用膨脹螺絲固定到天花上



4. INSTALLATION CAN BE COMPLETED BY SCREWING THE SUSPENDER AND CONNECTOR.  
4. 用螺絲將吊桿和連接器規定即可完成安裝

明裝安裝示範  
OPEN FITTING INSTALLATION



1.PARTSDISPLAY

1. 配件展示



2. SCREW THE CONNECTOR TO FIX THE APPROPRIATE POSITION OF THE HALLWAY LAMP BODY  
2. 將連接器用螺絲固定過道燈體合適位置



3. FIX THE BOOM TO THE CEILING WITH EXPANSION SCREW  
3. 將固定器用膨脹螺絲固定到天花上



4. INSTALLATION CAN BE COMPLETED BY SCREWING THE SUSPENDER AND CONNECTOR.  
4. 用螺絲將固定器和連接器規定即可完成安裝




## FREE CONNECT LIGHT SERIES

### 自由拼接系列

Material.( 材質 ): Aluminum+PC

Description (描述): Chip : Osram, Driver:

Dark Energy, Warranty: 2 years



Item No. (型號)	Size(mm) (尺寸)	Voltage (電壓)	Lumen/W (流明)	Ra. (顯色指數)	W (瓦數)	Color temperature (色溫)
CSYX60050H67-18	600*50*H67	170- 260V 50/60Hz	85W	80-85	18W	3200K/4200K/5800K
CSYX90050H67-27	900*50*H67	170- 260V 50/60Hz	85W	80-85	27W	3200K/4200K/5800K
CSYX120050H67-36	1200*50*H67	170- 260V 50/60Hz	85W	80-85	36W	3200K/4200K/5800K
CSYX360050H67-108	3600*50*H67	170- 260V 50/60Hz	85W	80-85	108W	3200K/4200K/5800K
CSYX60070H67-18	600*70*H67	170- 260V 50/60Hz	85W	80-85	18W	3200K/4200K/5800K
CSYX90070H67-27	900*70*H67	170- 260V 50/60Hz	85W	80-85	27W	3200K/4200K/5800K
CSYX120070H67-36	1200*70*H67	170- 260V 50/60Hz	85W	80-85	36W	3200K/4200K/5800K
CSYX360070H67-108	3600*70*H67	170- 260V 50/60Hz	85W	80-85	108W	3200K/4200K/5800K
CSYX60096H67-18	600*96*H67	170- 260V 50/60Hz	85W	80-85	18W	3200K/4200K/5800K
CSYX96096H67-27	900*96*H67	170- 260V 50/60Hz	85W	80-85	27W	3200K/4200K/5800K
CSYX120096H67-36	1200*96*H67	170- 260V 50/60Hz	85W	80-85	36W	3200K/4200K/5800K
CSYX360096H67-108	3600*96*H67	170- 260V 50/60Hz	85W	80-85	108W	3200K/4200K/5800K





## FOUR INSTALLATIONWAYS

4種安裝方式 適用不同天花吊燈

SUSPENSION INSTALLATION

吊線安裝示範



1.PARTS DISPLAY

1. 配件展示



2.PUTTHESTEELWIRETHROUGHTHE INNER TOOTHNUT

2. 將鋼絲穿過內牙螺母



3. LOCKTHE INNERTOOTH NUT ONTHE BUTTON

3. 將內牙螺母鎖在釦子上



4.TWISTTHE NUT TOTHE SCREW

4. 將螺母擰到螺絲上



5. INSTALLATION EFFECT OF LAMP BODY END

5. 燈體端安裝完成效果



6.ADJUST THE LENGTH OF SUSPENSIONLINE AS NEEDED TO COMPLETE INSTALLATION

6. 按需要調節吊線長度，完成安裝

FANGTONG INSTALLATION

方通安裝示範



1.PARTS DISPLAY

1. 配件展示



2.FANGTONG INSTALLATION COMPLETES BACK DISPLAY

2. 方通安裝完成背部展示

BOOM INSTALLATION

吊桿安裝示範



1.PARTS DISPLAY

1. 配件展示



2.FANGTONG INSTALLATION COMPLETES BACK DISPLAY

2. 方通安裝完成背部展示

OPEN FITTING INSTALLATION

明裝安裝示範



1.PARTS DISPLAY

1. 配件展示



2.FANGTONG INSTALLATION COMPLETES BACK DISPLAY


2. 安裝完成背部展示





## INTEGRATED ASSEMBLY LIGHT SERIES 集成嵌入式燈系列

Description(描述): Chip:Osram ,Driver :  
Dark Energy, Warranty:2 years



Item No. (型號)	Size (mm) (尺寸)	Material. (材質)	Voltage (電壓)	Lumen/W (流明)	Ra. (顯色指數)	W (瓦數)	Color temperature (色溫)
CSJCPB300300H35-20	300*300*H35	platic+aluminum+ps	170-260V 50/60HZ	85/W	80-85	20W	3200K/4200K/5800K
CSJCPB600300H35-36	600*300*H35	platic+aluminum+ps	170-260V 50/60HZ	85/W	80-85	36W	3200K/4200K/5800K
CSJCPB600600H62-48	600*600*H62	iron+aluminum+ps	170-260V 50/60HZ	85/W	80-85	48W	3200K/4200K/5800K
CSQRPB600600H62-48	600*600*H62	iron+aluminum+ps	170-260V 50/60HZ	85/W	80-85	48W	3200K/4200K/5800K
CSJCPB1200300H62-48	1200*300*H62	aluminum+PVC+ps	170-260V 50/60HZ	85/W	80-85	48W	3200K/4200K/5800K
CSQRPB1200300H62-48	1200*300*H62	aluminum+PVC+ps	170-260V 50/60HZ	85/W	80-85	48W	3200K/4200K/5800K
CSJCPB1200600H62-48	1200*600*H62	aluminum+PVC+ps	170-260V 50/60HZ	85/W	80-85	96W	3200K/4200K/5800K
CSQRPB1200600H62-96	1200*600*H62	aluminum+PVC+ps	170-260V 50/60HZ	85/W	80-85	96W	3200K/4200K/5800K





隱成吊頂安裝  
INTEGRATED CEILING



1. CONNECT THE LAMP BODY TO THE POWER CORD BEFORE CONFIRMING THAT THE POWER SUPPLY IS CUT OFF.

1. 確認電源切斷前提下將燈體連接電源線



2. PUT THE POWER SUPPLY ABOVE THE LAMP BODY AND FASTEN THE LAMP UPWARD TO THE TRIANGULAR KEEL CARD. INSTALLATION CAN BE COMPLETED BY CLAMPING IN THE SLOT.

2. 將電源放在與燈體上方，將燈具向上扣在三角龍骨卡槽內，卡緊即可完成安裝

暗裝展示  
CONCEALED DISPLAY



1. INSTALL THE CLASP AROUND THE ADAPTER FRAME AS SHOWN.

1. 如圖示將卡扣安裝在轉接框四周



2. INTERNAL CONNECTION, CONFIRM THAT THE LAMP BODY IS BUCKLED INTO THE TRANSFER FRAME

2. 內部接電，確認燈體扣入轉接框內



3. OVERALL INSTALLATION COMPLETED

3. 整體安裝完畢





## ASSEMBLY LINE LIGHT SERIES

### 嵌入式線條燈系列


Material.(材質): Aluminum+PC

Description(描述): Chip:Osram ,Driver :

Dark Energy, Warranty:2 years



Item No. (型號)	Size (mm) (尺寸)	Voltage (電壓)	Lumen/W (流明)	Ra. (顯色指數)	W (瓦數)	Color temperature (色溫)
CSQRXT120066H41-36	1200*66*H41	170-260V 50/60HZ	85/W	80-85	36W	3200K/4200K/5800K
CSQRXT120086H41-36	1200*86*H41	170-260V 50/60HZ	85/W	80-85	36W	3200K/4200K/5800K
CSQRXT1200112H46-36	1200*112*H46	170-260V 50/60HZ	85/W	80-85	36W	3200K/4200K/5800K





1. CUT THE SHAPE AND WIRING ON THE CEILING WITH PROPS ACCORDING TO THE SIZE OF THE LAMPS.

1. 用道具按照燈具的尺寸在天花上切割形狀並佈線




2. FIX ONE END OF THE SCREW TO THE CEILING AS SHOWN IN THE FIGURE.

2. 如圖所示，把螺絲一端固定到天花板上



3. CONNECT THE WIRES AND SLOWLY BUTTON THE LIGHT INTO THE OPENING POSITION.

3. 接好電線，把燈緩緩扣入開好口的位置



4. FINAL COMPLETION EFFECT AS SHOWN

4. 最後完成效果如圖示





## SPECIAL SPLICE PARTS-1 特殊拼接件系列

Material.(材質): Aluminum+PC

Description(描述): Chip:Osram ,Driver :

Dark Energy, Warranty:2 years



Item No. (型號)	Size (mm) (尺寸)	Voltage (電壓)	Lumen/W (流明)	Ra. (顯色指數)	W (瓦數)	Color temperature (色溫)
CSYXPJ15050H67L90-7	150*50*H67(L型)	170-260V 50/60HZ	85/W	80-85	7W	3200K/4200K/5800K
CSYXPJ15070H67L90-8	150*70*H67(L型)	170-260V 50/60HZ	85/W	80-85	8W	3200K/4200K/5800K
CSYXPJ15096H67L90-8	150*96*H67(L型)	170-260V 50/60HZ	85/W	80-85	8W	3200K/4200K/5800K

Item No. (型號)	Size (mm) (尺寸)	Voltage (電壓)	Lumen/W (流明)	Ra. (顯色指數)	W (瓦數)	Color temperature (色溫)
CSYXPJ15050H67V120-7	150*50*H67(V型)	170-260V 50/60HZ	85/W	80-85	7W	3200K/4200K/5800K
CSYXPJ15070H67V120-8	150*70*H67(V型)	170-260V 50/60HZ	85/W	80-85	8W	3200K/4200K/5800K
CSYXPJ15096H67V120-8	150*96*H67(V型)	170-260V 50/60HZ	85/W	80-85	8W	3200K/4200K/5800K




## SPECIAL SPLICE PARTS-2

### 特殊拼接件系列

Material.(材質): Aluminum+PC

Description(描述): Chip:Osram ,Driver :


Dark Energy, Warranty:2 years



Item No. (型號)	Size (mm) (尺寸)	Voltage (電壓)	Lumen/W (流明)	Ra. (顯色指數)	W (瓦數)	Color temperature (色溫)
CSYXPJ15050H67Y120-11	150*50*H67(Y型)	170-260V 50/60HZ	85/W	80-85	11W	3200K/4200K/5800K
CSYXPJ15070H67Y120-12	150*70*H67(Y型)	170-260V 50/60HZ	85/W	80-85	12W	3200K/4200K/5800K
CSYXPJ15096H67Y120-12	150*96*H67(Y型)	170-260V 50/60HZ	85/W	80-85	12W	3200K/4200K/5800K

Item No. (型號)	Size (mm) (尺寸)	Voltage (電壓)	Lumen/W (流明)	Ra. (顯色指數)	W (瓦數)	Color temperature (色溫)
CSYXPJ15050H67T90-11	150*50*H67(T型)	170-260V 50/60HZ	85/W	80-85	11W	3200K/4200K/5800K
CSYXPJ15070H67T90-12	150*70*H67(T型)	170-260V 50/60HZ	85/W	80-85	12W	3200K/4200K/5800K
CSYXPJ15096H67T90-12	150*96*H67(T型)	170-260V 50/60HZ	85/W	80-85	12W	3200K/4200K/5800K

Item No. (型號)	Size (mm) (尺寸)	Voltage (電壓)	Lumen/W (流明)	Ra. (顯色指數)	W (瓦數)	Color temperature (色溫)
CSYXPJ15050H67+90-15	150*50*H67(+型)	170-260V 50/60HZ	85/W	80-85	15W	3200K/4200K/5800K
CSYXPJ15070H67+90-16	150*70*H67(+型)	170-260V 50/60HZ	85/W	80-85	16W	3200K/4200K/5800K
CSYXPJ15096H67+90-16	150*96*H67(+型)	170-260V 50/60HZ	85/W	80-85	16W	3200K/4200K/5800K






## CINGSO LENS SERIES-1 興碩透鏡線條燈系列

Material.(材質): Aluminum+PC+Lens


Angle(發光角度): 15°、22°、35°、60°、

Description(描述): Chip:Osram ,Driver :

Dark Energy, Warranty:3 years



Item No. (型號)	Size (mm) (尺寸)	Voltage (電壓)	Lumen/W (流明)	Ra. (顯色指數)	W (瓦數)	Color temperature (色溫)
CSTJ41038H90-15-15	410*38*H90	170-260V 50/60HZ	120/W	80-85	15W	3200K/4200K/5800K
CSTJ81038H90-30-30	810*38*H90	170-260V 50/60HZ	120/W	80-85	30W	3200K/4200K/5800K
CSTJ121038H90-45-45	1210*38*H90	170-260V 50/60HZ	120/W	80-85	45W	3200K/4200K/5800K
CSTJ94038H90-15-35	940*38*H90	170-260V 50/60HZ	120/W	80-85	35W	3200K/4200K/5800K
CSTJ135038H90-30-60	1350*38*H90	170-260V 50/60HZ	120/W	80-85	60W	3200K/4200K/5800K
CSTJ24558H100-5-25	245*58*H100	170-260V 50/60HZ	120/W	80-85	25W	3200K/4200K/5800K
CSTJ48558H100-10-50	485*58*H100	170-260V 50/60HZ	120/W	80-85	50W	3200K/4200K/5800K
CSTJ72058H100-15-75	720*58*H100	170-260V 50/60HZ	120/W	80-85	75W	3200K/4200K/5800K
CSTJ95058H100-20-100	950*58*H100	170-260V 50/60HZ	120/W	80-85	100W	3200K/4200K/5800K
CSTJ118558H100-25-125	1185*58*H100	170-260V 50/60HZ	120/W	80-85	125W	3200K/4200K/5800K






## CINGSO LENS SERIES-2 興碩透鏡線條燈系列

Material(材質): Aluminum+PC+Lens

Angle(發光角度): 15°、22°、35°、60°、

Description(描述): Chip:Osram ,Driver :

Dark Energy, Warranty:3 years



Item No. (型號)	Size (mm) (尺寸)	Voltage (電壓)	Lumen/W (流明)	Ra. (顯色指數)	W (瓦數)	Color temperature (色溫)
CSTJQ43048H35-15-15	430*48*H35	170-260V 50/60HZ	120/W	80-85	15W	3200K/4200K/5800K
CSTJQ83048H35-30-30	830*48*H35	170-260V 50/60HZ	120/W	80-85	30W	3200K/4200K/5800K
CSTJQ123048H35-45-45	1230*48*H35	170-260V 50/60HZ	120/W	80-85	45W	3200K/4200K/5800K
CSTJQ96048H35-15-30	960*48*H35	170-260V 50/60HZ	120/W	80-85	35W	3200K/4200K/5800K
CSTJ135*79*H115-2-20	135*79*H115	170-260V 50/60HZ	120/W	80-85	60W	3200K/4200K/5800K
CSTJ67079H115-10-100	670*78*H115	170-260V 50/60HZ	120/W	80-85	25W	3200K/4200K/5800K
CSTJ135075H115-20-200	1350*75*H115	170-260V 50/60HZ	120/W	80-85	50W	3200K/4200K/5800K
CSTJ13576H115-2-20	135*79*H115	170-260V 50/60HZ	120/W	80-85	75W	3200K/4200K/5800K
CSTJ67079H115-20-200	1350*79*H115	170-260V 50/60HZ	120/W	80-85	100W	3200K/4200K/5800K
CSTJ118558H100-25-125	1185*58*H100	170-260V 50/60HZ	120/W	80-85	125W	3200K/4200K/5800K

